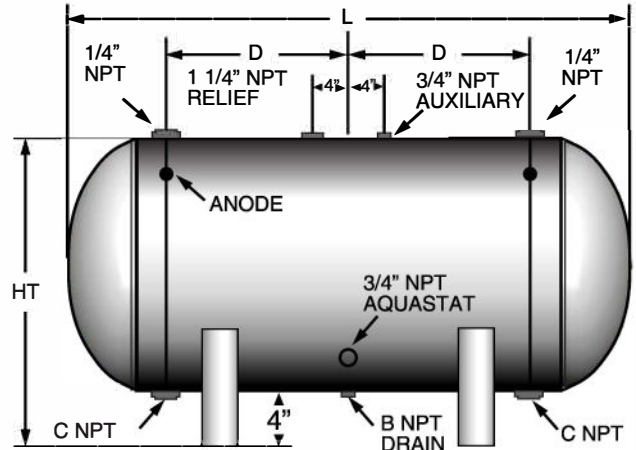


Glass Lined-Non Insulated Water Storage Vessel

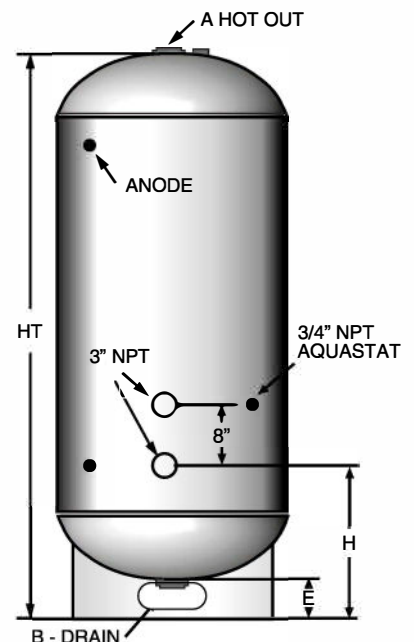
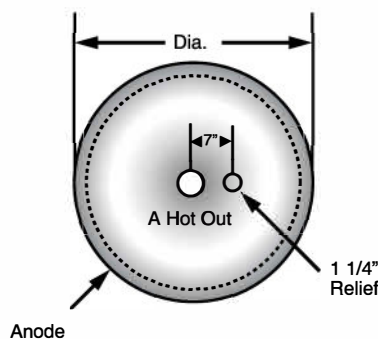
Features:

- Designed for storage of potable water up to 180°F (82°C)
- All tanks are constructed in accordance with ASME IV, Part HLW for 125 PSI (862 kPa)
- Steel tanks
- Glass lining - provides a tough wear resistant lining which minimizes the effects of high temperature hot water
- Magnesium anode rod for protection and longer service life
- Two 3/4" Aquastat NPT Fittings located in the lower and upper part of the tank
- Lifting lugs
- Red Oxide Primed Exterior
- Five year limited warranty on the steel tank
- Ten year limited warranty on double glass lined steel tank. Double glass lining is not an inventory item, built upon request



Optional Features:

- Painted Exterior, Epoxy Coatings
- Epoxy lining
- Double glass coating
- Manway
- Hand hole
- Saddles



All packaging materials, thread protectors, plastic plugs and caps must be removed before installation. Dimensions are subject to change without notice, please confirm actual dimensions with factory at time of order.

JOB NAME _____
LOCATION _____

CONTRACTOR _____
CONTRACTOR P.O. NO. _____

ITEMS	QUANTITY

PART NUMBER	NOMINAL GALLON CAPACITY	ACTUAL GALLON CAPACITY	VERTICAL HEIGHT (IN)	HORIZONTAL HEIGHT (IN)	L (IN)	D (IN)	BASE CLR. E (IN)	H (IN)	DIA. (IN)	TAPPING A (IN)	TAPPING B (IN)	TAPPING C (IN)	WEIGHT @125#
S-30-063-[]	193	175	67	39	63	18	4	17.5	30	2.5	1	3	340
S-30-075-[]	229	210	79	39	75	24	4	17.5	30	2.5	1	3	387
S-30-085-[]	260	240	89	39	85	29	4	17.5	30	2.5	1	3	520
S-30-099-[]	303	280	103	39	99	36	4	17.5	30	2.5	1	3	483
S-30-111-[]	340	320	115	39	111	42	4	17.5	30	2.5	1	3	530
S-36-072-[]	318	285	76	45	72	21	4	19	36	2.5	1	3	550
S-36-078-[]	344	310	82	45	78	24	4	19	36	2.5	1	3	588
S-36-085-[]	375	340	89	45	85	27.5	4	19	36	2.5	1	3	633
S-36-090-[]	397	360	94	45	90	30	4	19	36	2.5	1	3	664
S-36-102-[]	449	415	106	45	102	36	4	19	36	2.5	1	3	742
S-36-114-[]	502	465	118	45	114	42	4	19	36	2.5	1	3	818
S-36-126-[]	555	515	130	45	126	48	4	19	36	2.5	1	3	894
S-42-081-[]	486	435	85	51	81	24	4	20.5	42	3	1	3	783
S-42-084-[]	504	453	88	51	84	25.5	4	20.5	42	3	1	3	805
S-42-093-[]	558	505	97	51	93	30	4	20.5	42	3	1	3	874
S-42-105-[]	630	575	109	51	105	36	4	20.5	42	3	1	3	963
S-42-117-[]	702	645	121	51	117	42	4	20.5	42	3	1	3	1,052
S-42-129-[]	774	720	133	51	129	48	4	20.5	42	3	1	3	1,140
S-42-139-[]	846	790	143	51	139	53	4	20.5	42	3	1	3	1,217
S-48-073-[]	572	500	77	57	73	18.5	4	22	48	3	1	3	1,038
S-48-084-[]	658	580	88	57	84	24	4	22	48	3	1	3	1,161
S-48-096-[]	752	675	100	57	96	30	4	22	48	3	1	3	1,298
S-48-108-[]	846	765	112	57	108	36	4	22	48	3	1	3	1,433
S-48-120-[]	940	840	124	57	120	42	4	22	48	3	1	3	1,567
S-48-141-[]	1,128	1,040	145	57	141	52.5	4	22	48	3	1	3	1,805
S-54-099-[]	961	875	105	63	99	37.5	6	25.5	54	3	1.5	3	1,596
S-54-123-[]	1,219	1,110	129	63	123	49.5	6	25.5	54	3	1.5	3	1,889
S-54-147-[]	1,457	1,340	153	63	147	61.5	6	25.5	54	3	1.5	3	2,182
S-54-183-[]	1,814	1,690	189	63	183	79.5	6	25.5	54	3	1.5	3	2,622
S-60-114-[]	1,395	1,245	120	69	114	45	6	27	60	3	1.5	3	2,299
S-60-138-[]	1,689	1,530	144	69	138	57	6	27	60	3	1.5	3	2,704
S-60-168-[]	1,983	1,820	168	69	168	69	6	27	60	3	1.5	3	3,110
S-60-186-[]	2,276	2,105	192	69	186	81	6	27	60	3	1.5	3	3,516
S-60-210-[]	2,570	2,395	216	69	210	93	6	27	60	3	1.5	3	3,922
S-72-120-[]	2,115	1,865	126	81	120	48	6	30	72	3	1.5	3	2,876
S-72-144-[]	2,538	2,285	150	81	144	60	6	30	72	3	1.5	3	3,363
S-72-168-[]	2,961	2,700	174	81	168	72	6	30	72	3	1.5	3	3,851
S-72-192-[]	3,384	3,115	198	81	192	84	6	30	72	3	1.5	3	4,338
S-72-216-[]	3,807	3,530	222	81	216	94.5	6	30	72	3	1.5	3	4,825
S-72-250-[]	4,406	4,120	256	81	250	113	6	30	72	3	1.5	3	5,516
S-84-138-[]	3,310	2,915	144	93	138	57	6	33	84	3	1.5	3	4,467
S-84-160-[]	3,886	3,480	168	93	162	69	6	33	84	3	1.5	3	5,328
S-84-186-[]	4,462	4,045	192	93	183	81	6	33	84	3	1.5	3	6,009
S-84-210-[]	5,038	4,610	216	93	210	93	6	33	84	3	1.5	3	6,689
S-84-256-[]	6,141	5,695	262	93	256	116	6	33	84	3	1.5	3	7,904

Add suffix on model number to indicate options:

Horizontal - H; Epoxy Lining-EX; Double glass coating-DG; Manway-MW; Hand hole-HH; Lifting Lugs - LL; Saddles-SD; Stainless Steel Construction-SS; 150 PSI-5.

W-H0196 TEST = 7.0 - 8.0 MG/IN²:

The W-H-196 Test is required for water heaters sold to the U.S Government. The test consists of exposing the enamel to a boiling (212°F) 4/10% solution of Sodium Bicarbonate for eight (8), eighteen (18) hour cycles. Maximum weight loss after eight cycle is not to exceed 15 mg/in².

PEI T-21 Spot Acid Test = Class A:

PEI T-21 Spot Acid Test is used to determine enamel resistance to acids. The test area is examined for visible effects on the enamel and is graded from Class AA (no sign of etching) to Class D (etched surface).

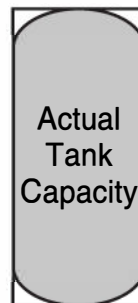
Impact resistance = Class 4 to 5

The Impact Resistance Test is used to determine the adhesive qualities of enamel to the substrate. The enamel is graded from Class 1 (worst) to Class 5 (best), fractured glass adhering solidly to the impact area. Class 3 is acceptable.

Hi-Pot Test Less than 20

The HYPO Test is a measurement of the continuity of the glass coating (Spark Test). Fifty (50) breakthroughs or fewer are the usual specification for HWT's.

*Normal gallon capacity is listed for comparison purposes. Nominal gallon capacity refers to a hypothetical measurement in a case where overall tank length remains the same but instead of an elliptical head and base, the gallons are calculated as if it was built with flat heads and base. - See diagram.



*Nominal capacity includes the white area in addition to actual tank capacity.